

APA Style CENTRAL® – Accessing the *Publication Manual*

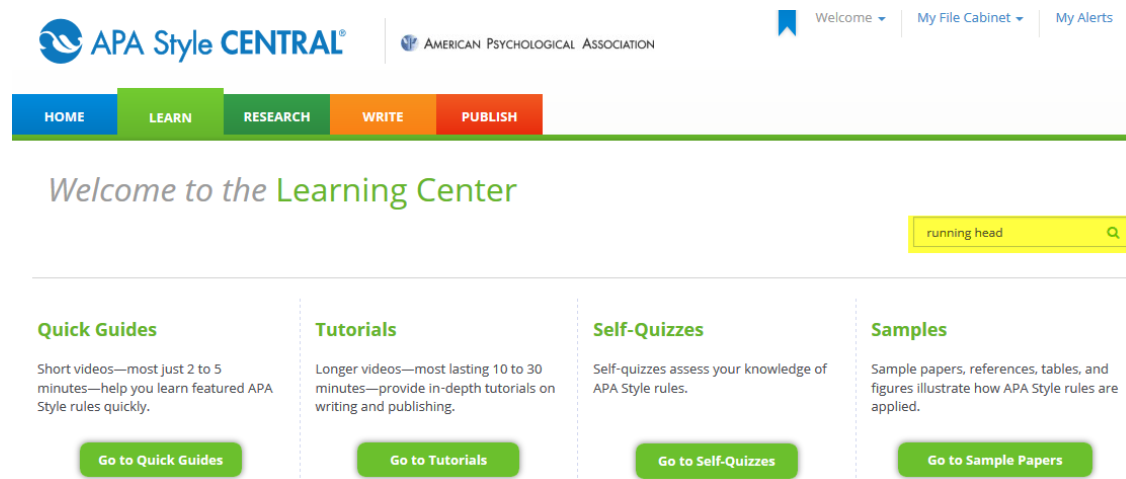
The *Publication Manual of the American Psychological Association*® was first published in 1929 as a set of style guidelines for researchers submitting manuscripts for publication. Today, the *Publication Manual* is in its sixth edition, and has been widely adopted by professionals and students in the social and behavioral sciences.

APA Style CENTRAL currently incorporates all of the references and other content from the *Publication Manual*; the *APA Style Guide to Electronic References, Sixth Edition*; and the *APA Style Blog*. When future editions of the *Publication Manual* are released, APA Style CENTRAL will also be updated with the new rules and features.

Within APA Style CENTRAL’s Learning Center, each of the quick guides is associated with one or more sections from the *Publication Manual*. You can search or browse the quick guides to access *Publication Manual* content. Other learning objects, such as tutorials may also have links to the *Publication Manual*.

Search the Learning Center

Enter your search term and click the search icon:



The screenshot shows the top navigation bar with the APA Style CENTRAL logo and the American Psychological Association logo. A search bar is located in the top right corner with the text "running head" and a search icon. Below the navigation bar, the text "Welcome to the Learning Center" is displayed. The main content area is divided into four columns, each with a title, a brief description, and a "Go to" button:

- Quick Guides**: Short videos—most just 2 to 5 minutes—help you learn featured APA Style rules quickly. [Go to Quick Guides](#)
- Tutorials**: Longer videos—most lasting 10 to 30 minutes—provide in-depth tutorials on writing and publishing. [Go to Tutorials](#)
- Self-Quizzes**: Self-quizzes assess your knowledge of APA Style rules. [Go to Self-Quizzes](#)
- Samples**: Sample papers, references, tables, and figures illustrate how APA Style rules are applied. [Go to Sample Papers](#)

Continued on page 2

Click on the title of a video to open the Description and Thumbnail. Under **LEARN MORE**, click the link to a *Publication Manual* section:

Quick Guides (2) | Tutorials (0) | Self-Quizzes (1) | Sample Papers (0) | Sample References (0) | Sample Tables (0) | Sample Figures (0) | My Favorites (0)

⊙ Browse by topic | ● Browse by title

Running Head Add to Favorites ☆

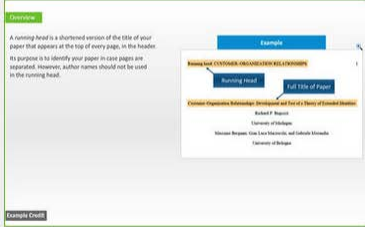
Title Page

DESCRIPTION

Learn how to write and format a running head for an APA Style paper.

THUMBNAIL

Click the thumbnail to view this quick guide.



LEARN MORE

[Publication Manual § 2.01](#)

[Publication Manual Figure 2.1](#)

[Publication Manual § 8.03](#)

The *Publication Manual* section with related content opens in a new window or tab (depending on your browser settings):

APA Style CENTRAL®

LEARN

Learn More in the *Publication Manual*

Sections Related to Running Head


Related Sections

[Publication Manual § 2.01](#)

[Publication Manual Figure 2.1](#)

[Publication Manual § 8.03](#)

Buy the Book



Publication Manual of the American Psychological Association

The sixth edition offers instruction on publication ethics, statistics, journal article reporting standards, electronic reference formats, and more.

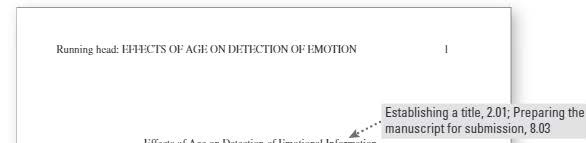
Available in multiple print formats

Available on Kindle

[Publication Manual Figure 2.1](#)

Page: 1 / 1

Figure 2.1. Sample One-Experiment Paper (The numbers refer to numbered sections in the *Publication Manual*.)



Running head: EFFECTS OF AGE ON DETECTION OF EMOTION 1


Effects of Age on Detection of Emotional Information

Establishing a title, 2.01; Preparing the manuscript for submission, 8.03


Continued on page 3

Browse the Learning Center

Browse all quick guides:



Welcome to the Learning Center

Search the Learning Center 

Quick Guides

Short videos—most just 2 to 5 minutes—help you learn featured APA Style rules quickly.

[Go to Quick Guides](#)

Tutorials

Longer videos—most lasting 10 to 30 minutes—provide in-depth tutorials on writing and publishing.

[Go to Tutorials](#)

Self-Quizzes

Self-quizzes assess your knowledge of APA Style rules.

[Go to Self-Quizzes](#)

Samples

Sample papers, references, tables, and figures illustrate how APA Style rules are applied.


[Go to Sample Papers](#)

Switch from List View to **Grid View**:









Browse by topic Browse by title

Grid View



< Page 1 2 3 4 >


-  Abbreviations
-  Abstract and Keywords
-  Age
-  Alphabetizing the Reference List
-  App or Software Reference
-  Appendices

Continued on page 4

Each quick guide has a **Learn More** link to one or more related *Publication Manual* sections:

Quick Guides (66) | Tutorials (18) | Self-Quizzes (10) | Sample Papers (17) | Sample References (148) | Sample Tables (8) | Sample Figures (7) | My Favorites (0)

🔍 Browse by topic | 🏠 Browse by title




Abbreviations ☆

Learn how to use abbreviations, including how to introduce them and how to use Latin and scientific abbreviations.

Learn More
[Publication Manual §§ 4.22–4.30](#)


➕ More like this



Abstract and Keywords ☆

Learn how write an abstract and how to select keywords, including how to achieve the appropriate length, content, and format.


Learn More
[➕ More like this](#)



Age ☆

Learn how to write about age without bias, including how to describe age groups with specificity and what terms to use when writing about age.

Learn More
[➕ More like this](#)



Alphabetizing the Reference List ☆

Learn how to arrange entries in the reference list, including how to alphabetize multiple works by the same author, the same author and date of publication, different authors with the same surname, group authors, or no author.

Learn More
[Publication Manual § 2.11](#)
[Publication Manual § 6.14](#)
[Publication Manual §§ 6.22–6.26](#)

The Writing Center

While working on a paper, the help icon in the upper right links to related content in the *Publication Manual*:

HOME | LEARN | RESEARCH | WRITE | PUBLISH

Home > Writing Center > My Papers > Half a Century of Research on Garner Interference and the Separability…

RESEARCH LAB BOOK | WRITE

Title Page | Title | Authors | Body

Edit | Preview | Collaborate

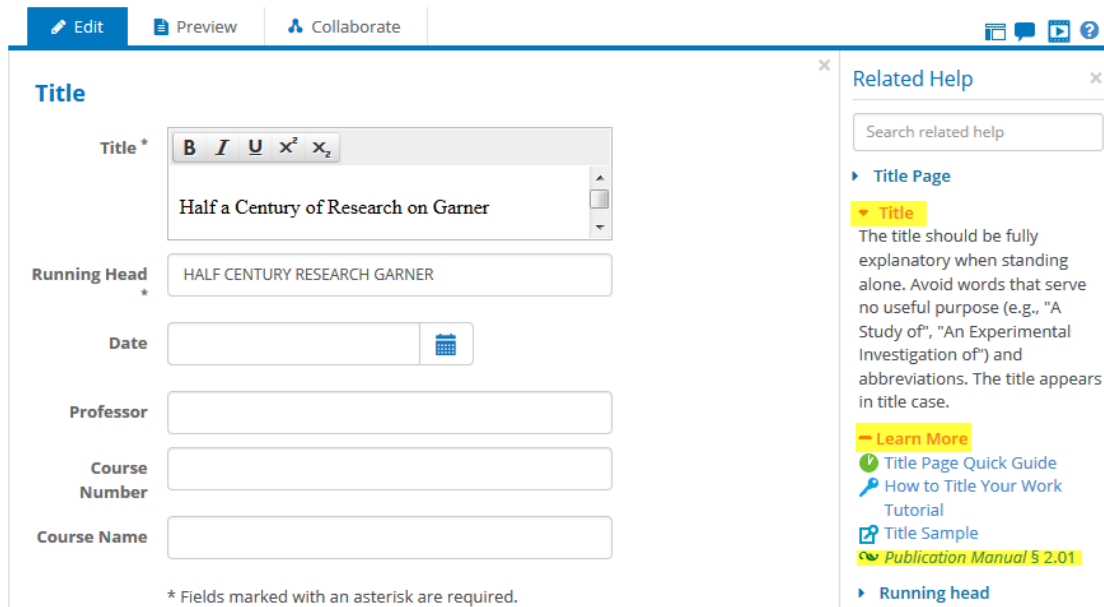
Title

Title * **B I U x² x₂**
 Half a Century of Research on Garner Interference and the

Running Head * HALF CENTURY RESEARCH GARNER

Continued on page 5

Select the heading of the topic you wish to learn more about. Click on **Learn More** to reveal a link to the Publication Manual section:



The screenshot shows the APA Style CENTRAL interface. At the top, there are tabs for 'Edit', 'Preview', and 'Collaborate'. The main area is titled 'Title' and contains several input fields: 'Title *' (with a rich text editor showing 'Half a Century of Research on Garner'), 'Running Head *' (with the text 'HALF CENTURY RESEARCH GARNER'), 'Date', 'Professor', 'Course Number', and 'Course Name'. A note at the bottom states '* Fields marked with an asterisk are required.' To the right, a 'Related Help' sidebar is open, showing a search bar and a list of links. The 'Title' link is highlighted in yellow, and the 'Learn More' link is also highlighted in yellow. Other links include 'Title Page Quick Guide', 'How to Title Your Work Tutorial', 'Title Sample', and 'Publication Manual § 2.01'. A 'Running head' link is also visible at the bottom of the sidebar.

Contact Us

For additional information or assistance with APA Style CENTRAL, contact support@apastylecentral.org or call us at (202) 336-5650 or (800) 374-2722. TDD/TTY: (202) 336-6123.

Have a specific question about APA Style®? Write to StyleExpert@apa.org.